



গড়গাঁও মহাবিদ্যালয়
GARGAON COLLEGE

**USE OF ICT-ENABLED TOOLS
BY TEACHERS
FOR
EFFECTIVE TEACHING-LEARNING
PROCESS
(2019-20)**

DEPARTMENT OF ECONOMICS



গড়গাঁও মহাবিদ্যালয়
GARGAON COLLEGE

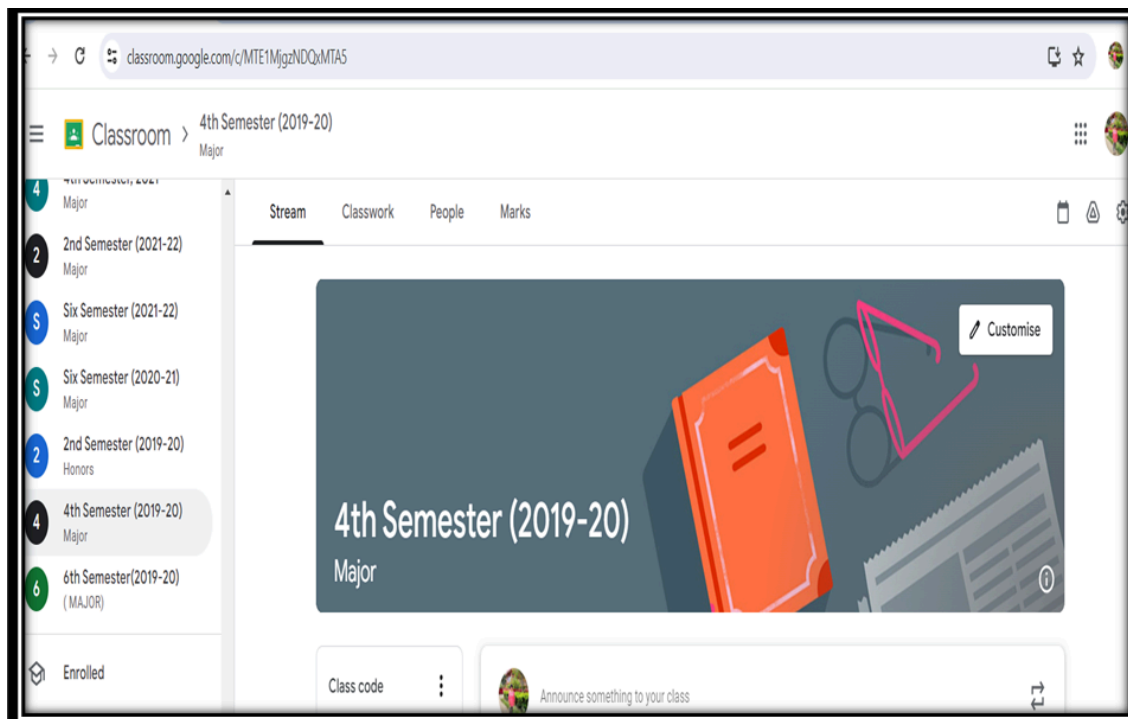
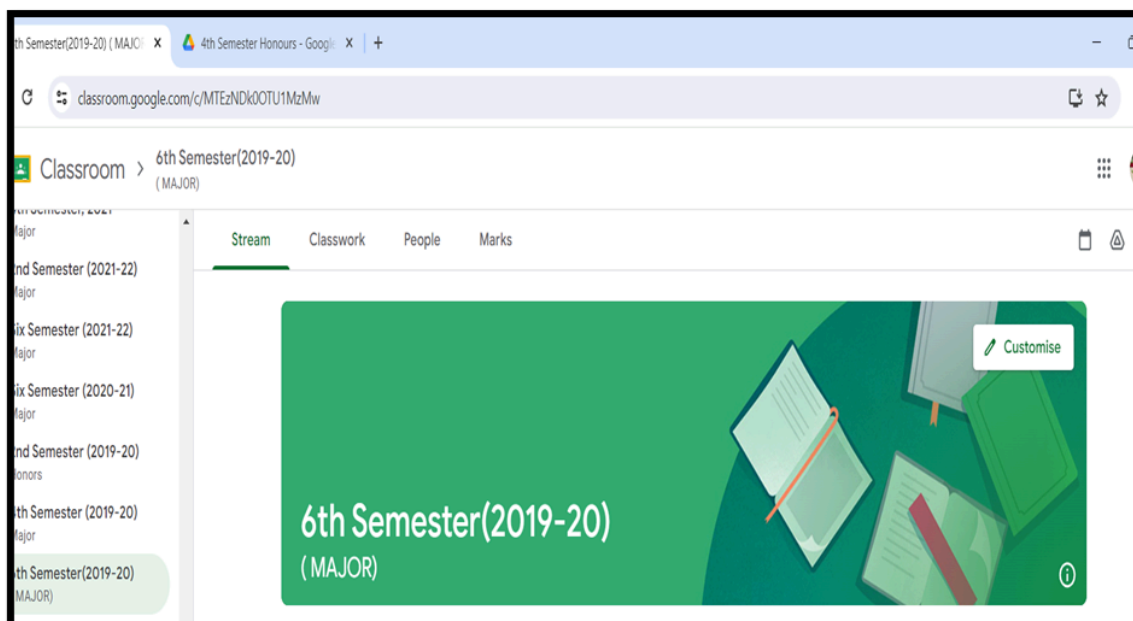
OVERVIEW

ICT enabled tools are used by the faculty members of the Department of Economics. The ICT-Enabled tools used include:

- Power Point Presentation
- Zoom and Google Meet
- Google Classrooms
- WhatsApp Groups

DR. RIMJIM BORAH
ASSISTANT PROFESSOR
DEPARTMENT OF ECONOMICS

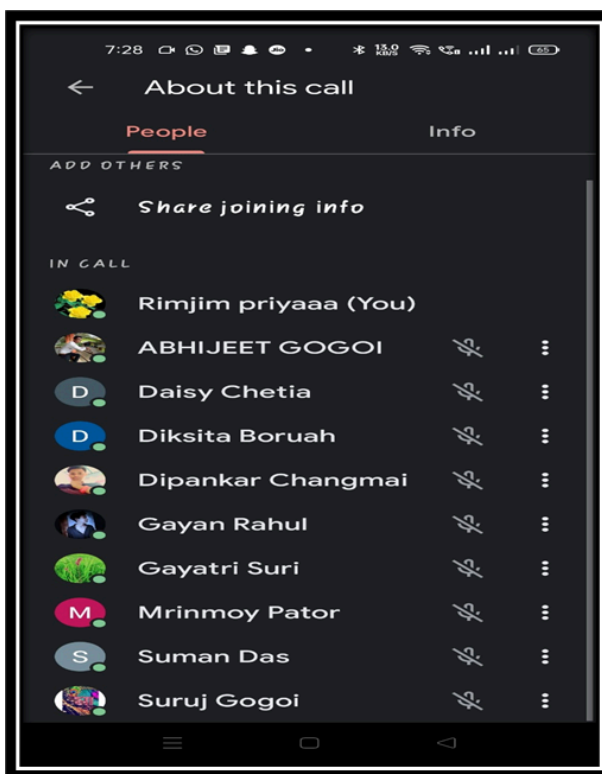
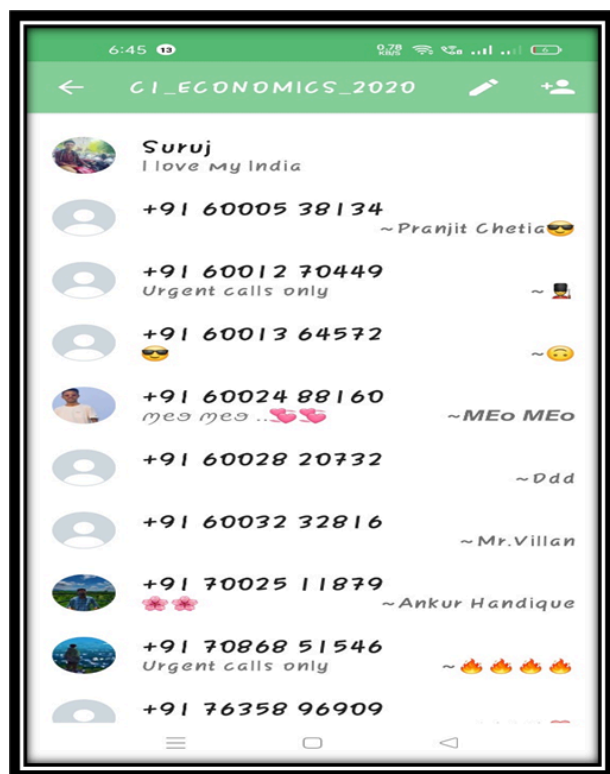
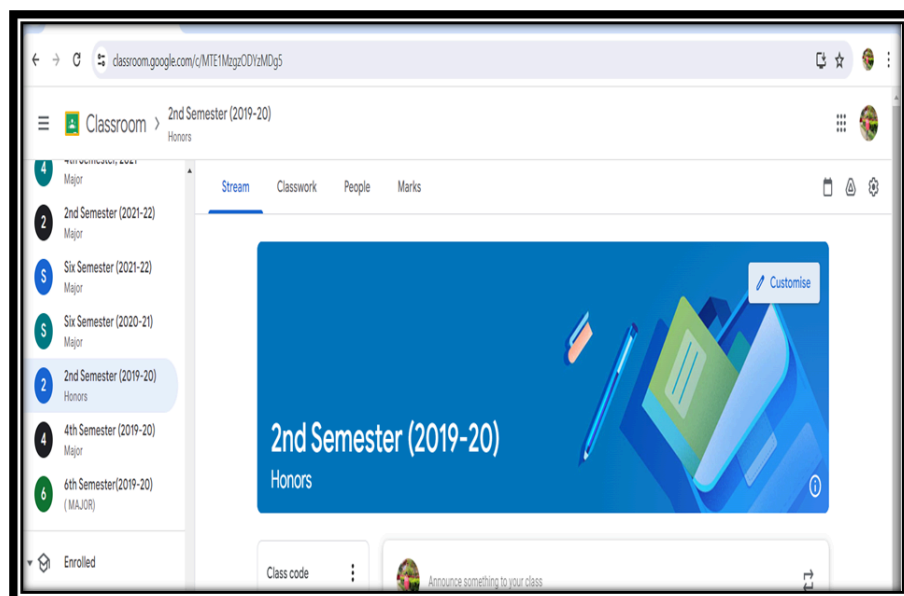
SCREENSHOT OF USING ICT-ENABLED TOOLS DURING THIS SESSION






Head
Department of Economics
Gargaon College

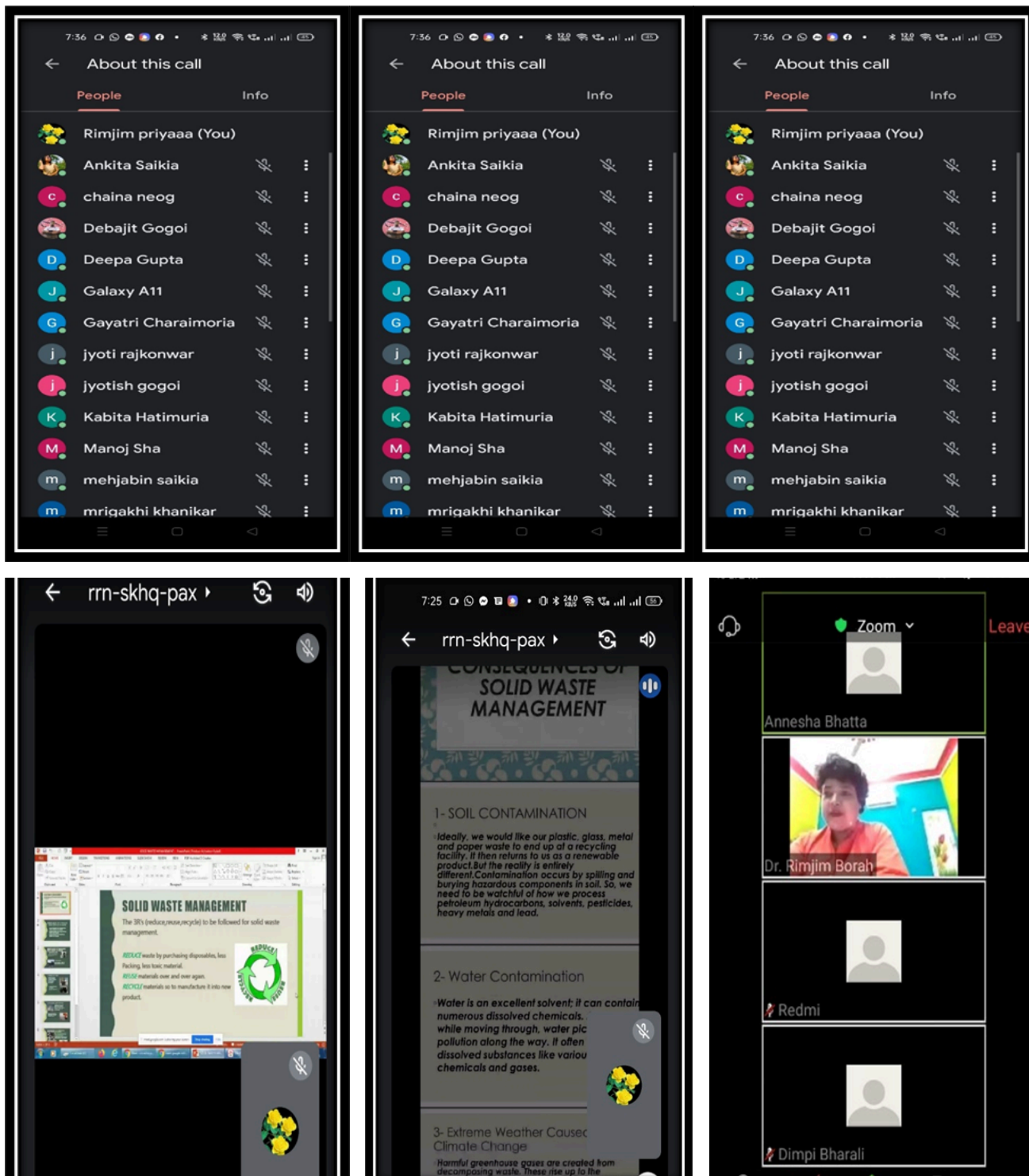
SCREENSHOT OF USING ICT-ENABLED TOOLS DURING THIS SESSION




 Head
 Department of Economics
 Gargaon College



SCREENSHOT OF USING ICT-ENABLED TOOLS DURING THIS SESSION



Head

Department of Economics
Gargaon College



গড়গাঁও মহাবিদ্যালয়
GARGAON COLLEGE

NILUTPAL CHUTIA
ASSISTANT PROFESSOR
DEPARTMENT OF ECONOMICS

SCREENSHOT OF USING ICT-ENABLED TOOLS DURING THIS SESSION

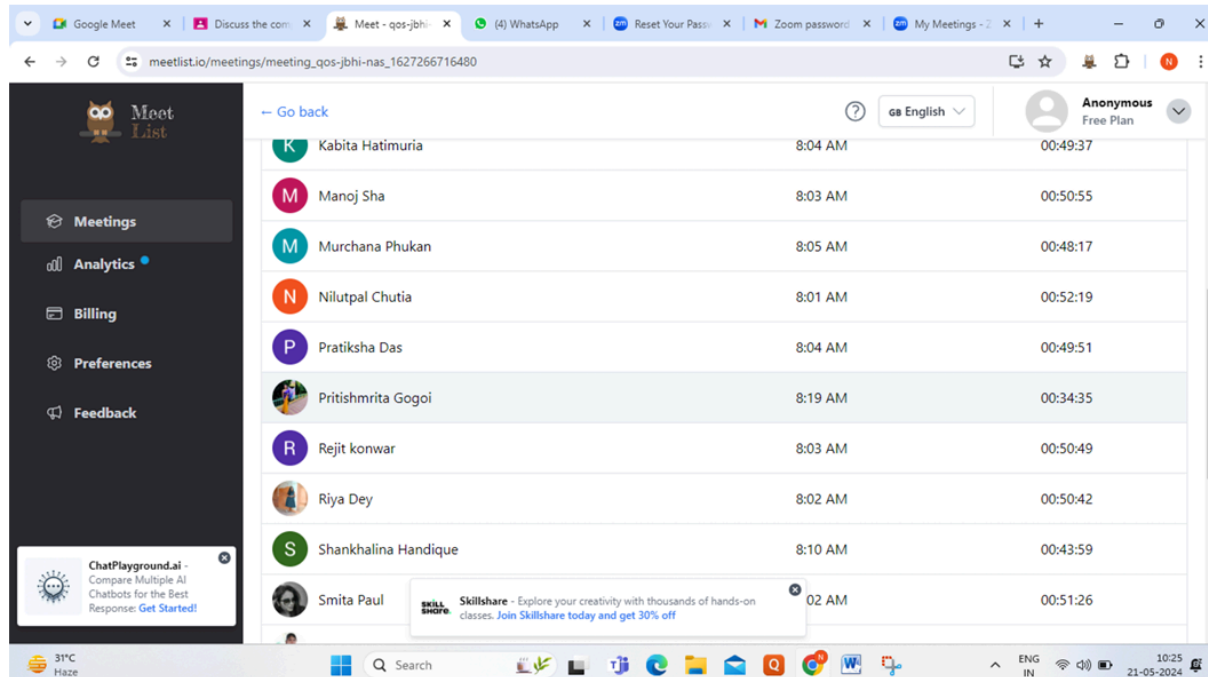
Screen Shot of Google Meet Attendance Record:

Name	Join Time	Duration
Tonbi Buragohain	6:29 AM	01:28:26
Unnati Mondal	6:45 AM	01:12:09
Utpal Gogoi	6:33 AM	00:28:08
chaina neog	6:49 AM	00:39:50
jyoti rajkonwar	6:30 AM	00:51:35
jyotish gogoi	6:34 AM	01:22:28
mrigakhi khanikar	6:34 AM	01:22:58
simpy Rajkumari	6:29 AM	01:27:52
sonali paul	6:31 AM	01:24:12



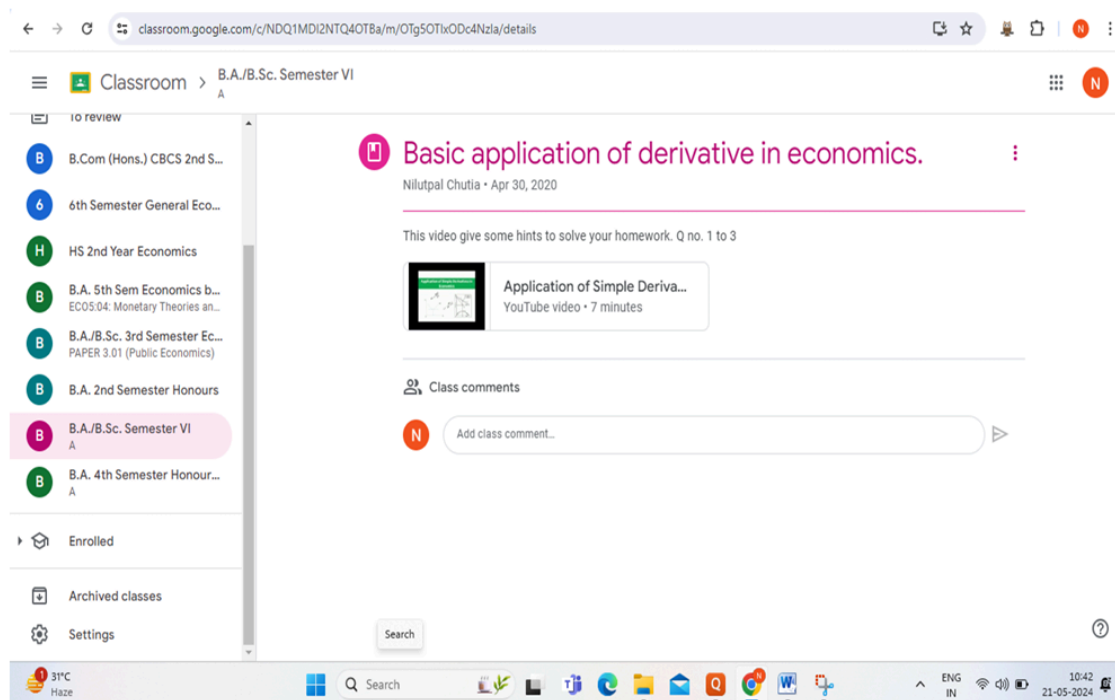
Head
Department of Economics
Gargaon College

SCREENSHOT OF USING ICT-ENABLED TOOLS DURING THIS SESSION



Name	Join Time	Duration
Kabita Hatimuria	8:04 AM	00:49:37
Manoj Sha	8:03 AM	00:50:55
Murchana Phukan	8:05 AM	00:48:17
Nilutpal Chutia	8:01 AM	00:52:19
Pratiksha Das	8:04 AM	00:49:51
Pritishmrita Gogoi	8:19 AM	00:34:35
Rejit konwar	8:03 AM	00:50:49
Riya Dey	8:02 AM	00:50:42
Shankhalina Handique	8:10 AM	00:43:59
Smita Paul	02 AM	00:51:26

Screenshot of Using Google LMS



Classroom > B.A./B.Sc. Semester VI

10 review

- B.Com (Hons.) CBCS 2nd S...
- 6th Semester General Eco...
- HS 2nd Year Economics
- B.A. 5th Sem Economics b...
- B.A./B.Sc. 3rd Semester Ec...
- B.A. 2nd Semester Honours
- B.A./B.Sc. Semester VI**
- B.A. 4th Semester Honour...

Enrolled

Archived classes

Settings

Basic application of derivative in economics.

Nilutpal Chutia • Apr 30, 2020


This video give some hints to solve your homework. Q no. 1 to 3

Application of Simple Deriva...
YouTube video • 7 minutes

Class comments

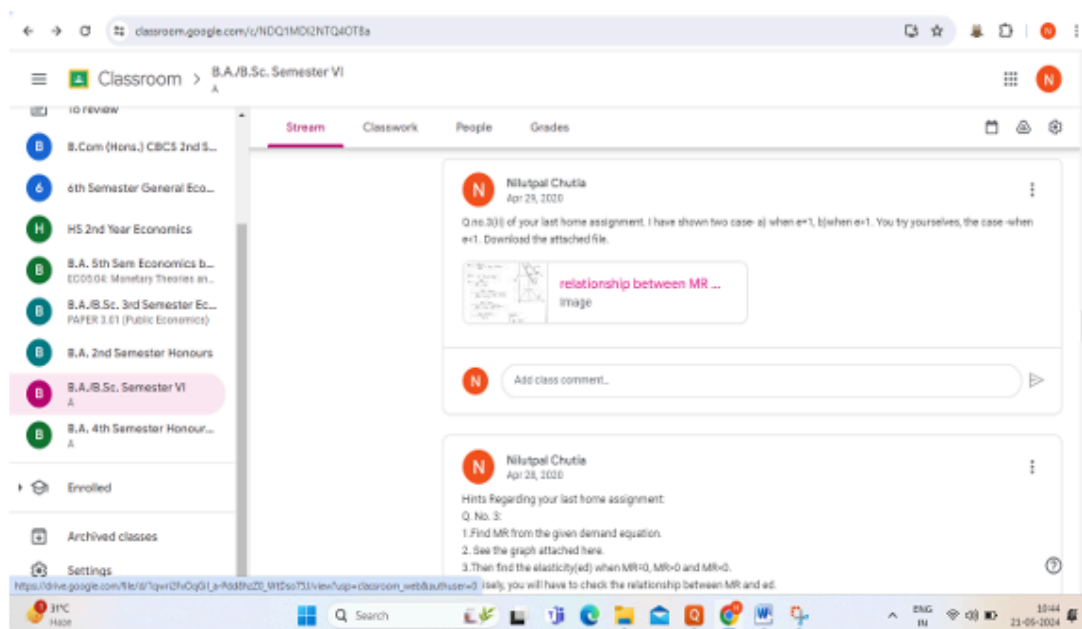
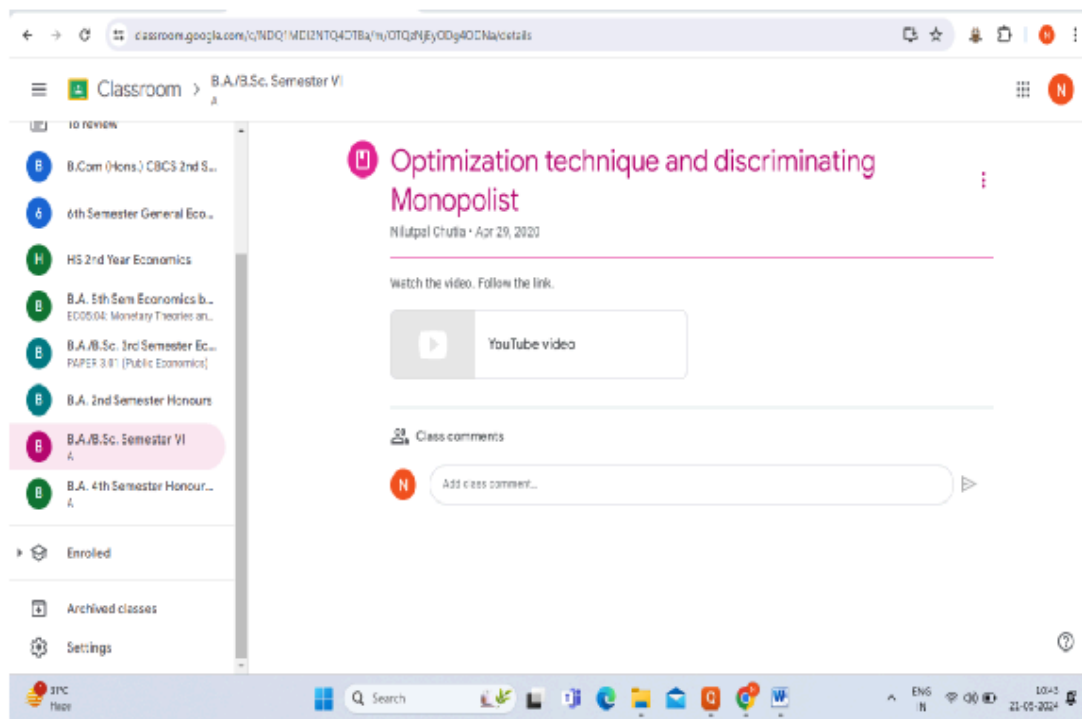
Add class comment...




Head
Department of Economics
Gargaon College

SCREENSHOT OF USING ICT-ENABLED TOOLS DURING THIS SESSION

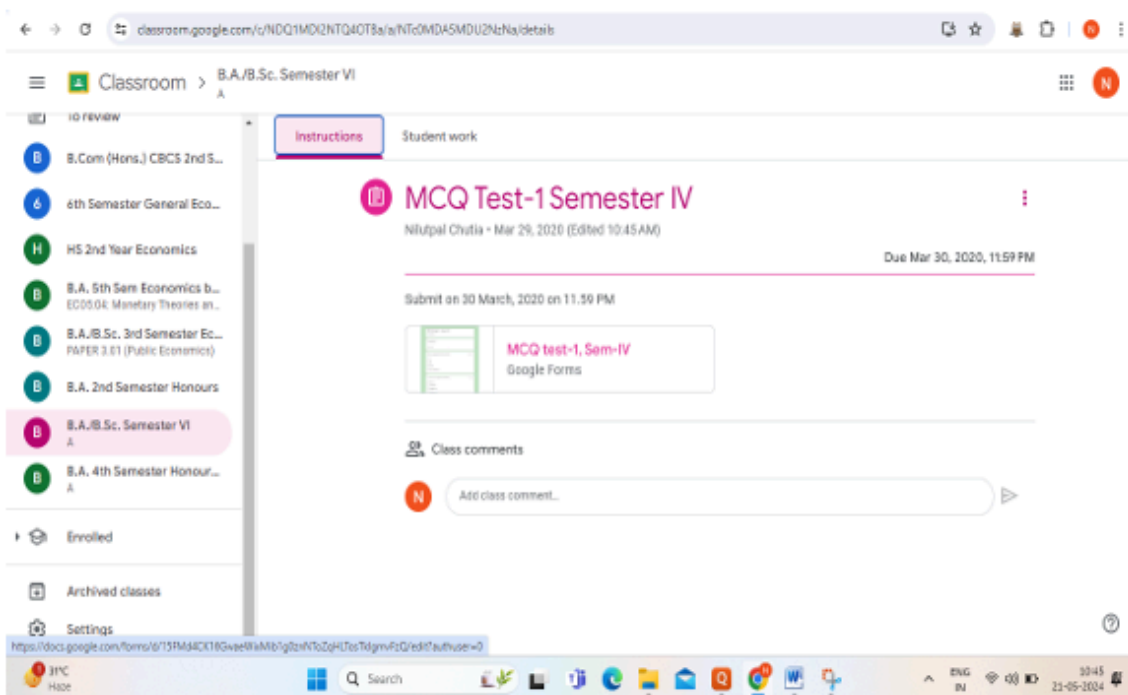
Screenshot of Using Google LMS



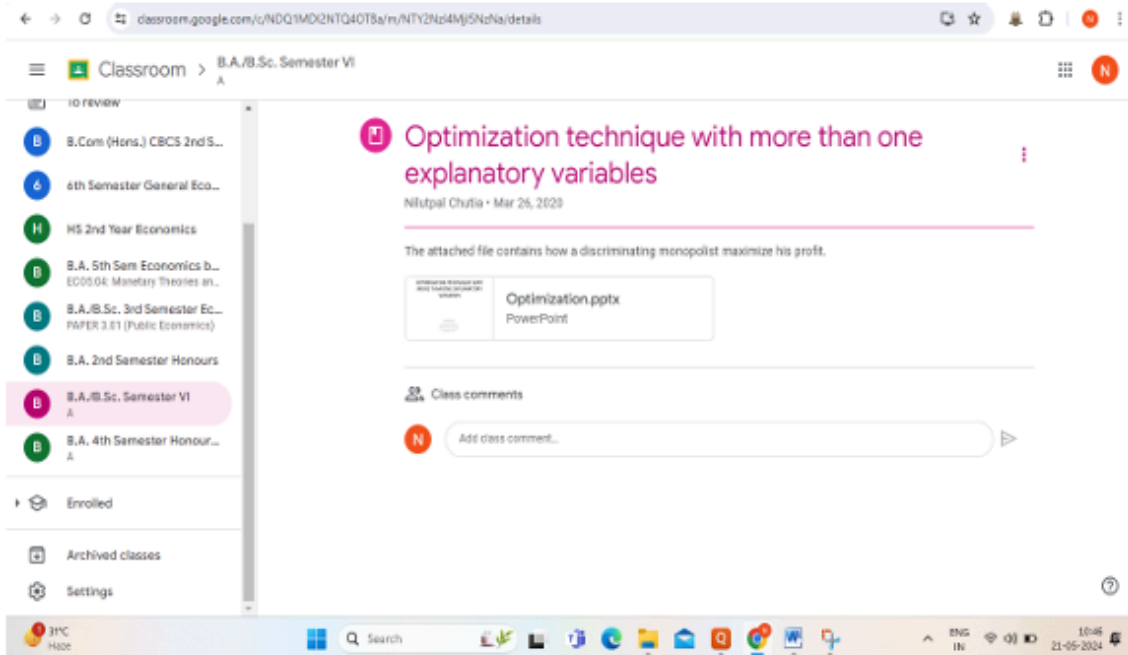

 Head

Department of Economics
 Gargaon College

SCREENSHOT OF USING ICT-ENABLED TOOLS DURING THIS SESSION




The screenshot shows a Google Classroom interface for a class named "B.A./B.Sc. Semester VI". The left sidebar lists various courses, with "B.A./B.Sc. Semester VI" selected. The main content area displays an assignment titled "MCQ Test-1 Semester IV" by Nilutpal Chutia, dated Mar 29, 2020. The assignment is due on Mar 30, 2020, at 11:59 PM. Below the title, it says "Submit on 30 March, 2020 on 11:59 PM". There is a link to a Google Form titled "MCQ test-1, Sem-IV Google Forms". At the bottom, there is a "Class comments" section with a text input field and a "Post" button.

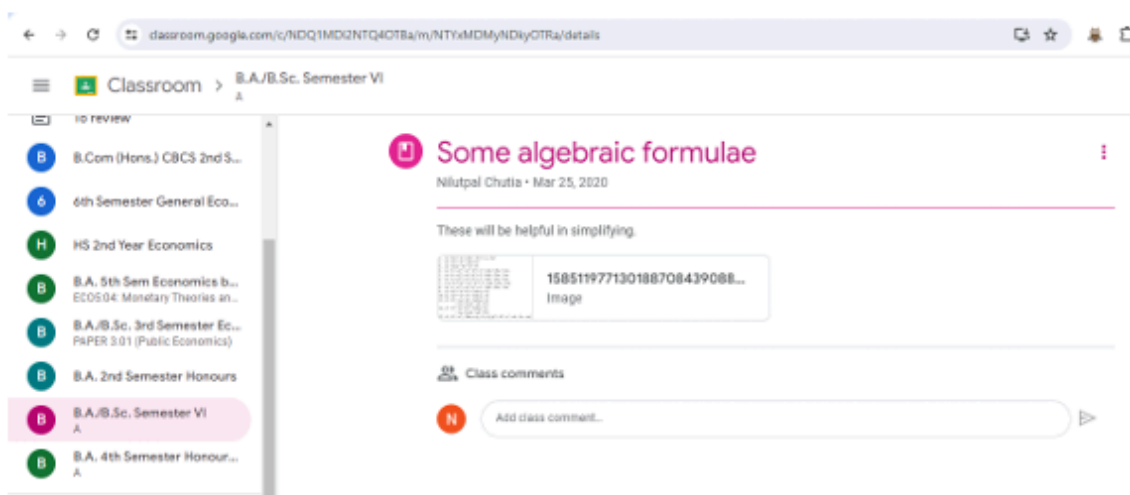
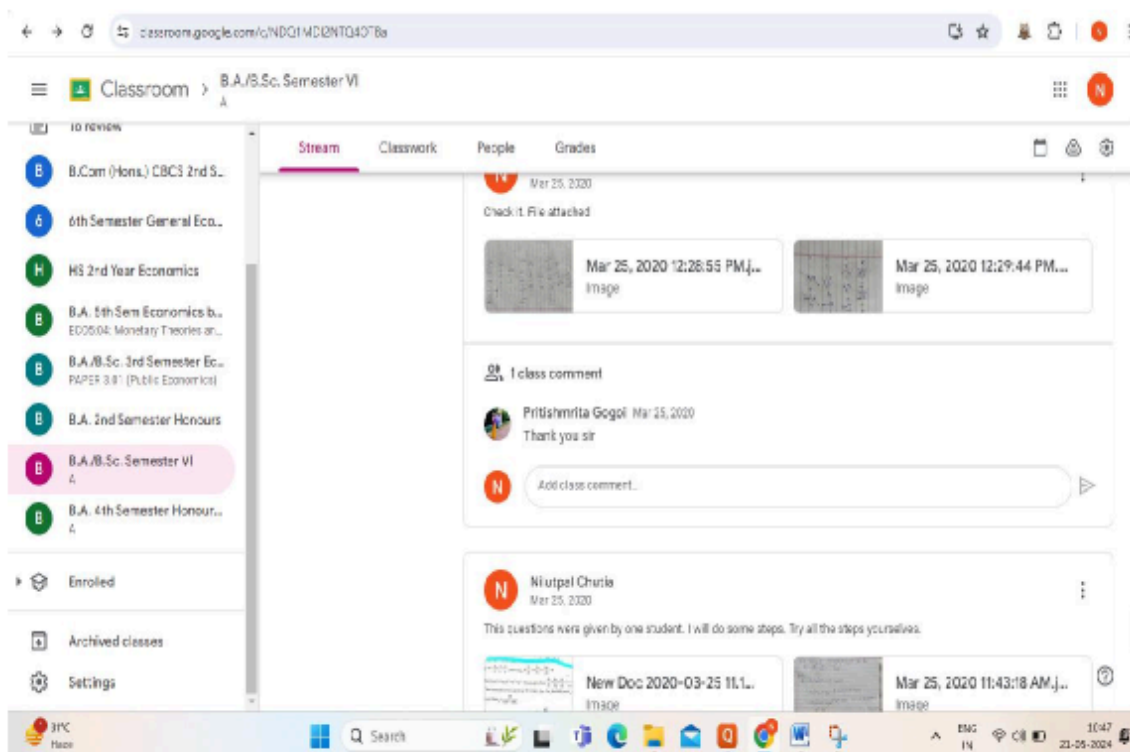



The screenshot shows a Google Classroom interface for the same class. The main content area displays a post titled "Optimization technique with more than one explanatory variables" by Nilutpal Chutia, dated Mar 26, 2020. Below the title, it says "The attached file contains how a discriminating monopolist maximize his profit." There is a link to a PowerPoint presentation titled "Optimization.pptx". At the bottom, there is a "Class comments" section with a text input field and a "Post" button.




Head
Department of Economics
Gargaon College

SCREENSHOT OF USING ICT-ENABLED TOOLS DURING THIS SESSION




 Head
 Department of Economics
 Gargaon College



গড়গাঁও মহাবিদ্যালয়
GARGAON COLLEGE

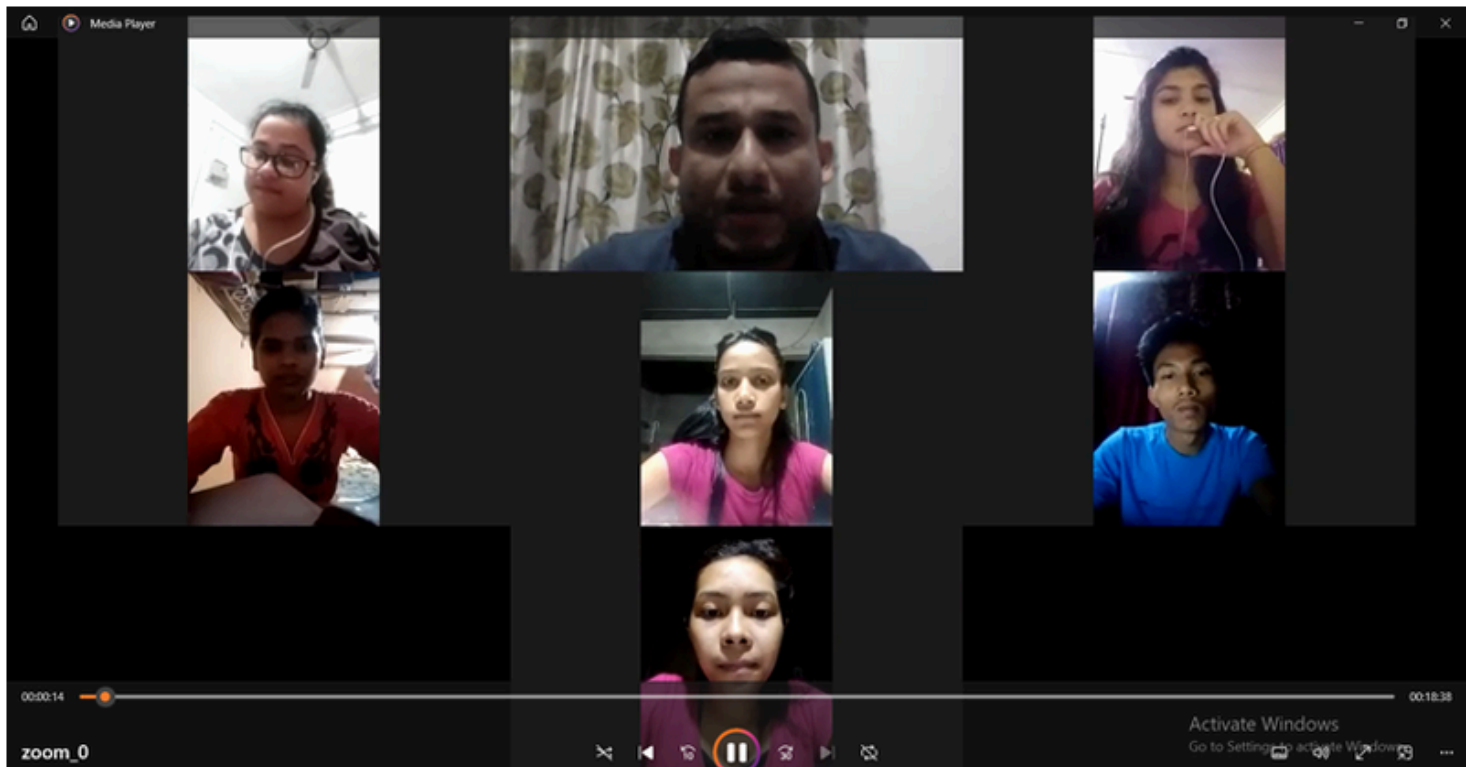
DR. SURAJIT SAIKIA
ASSISTANT PROFESSOR
DEPARTMENT OF ECONOMICS

SCREENSHOT OF USING ICT-ENABLED TOOLS DURING THIS SESSION

Performance and Leakages of Public Distribution System

Date: 06/04/2020

Time: 12:58 pm



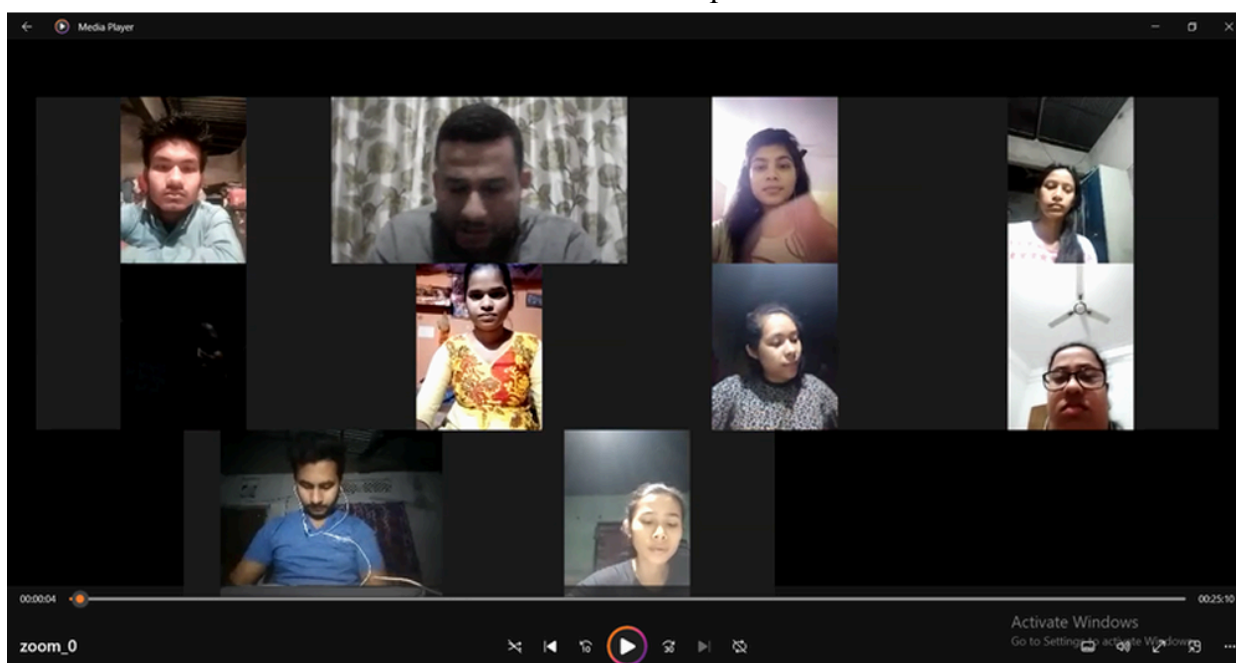

Head

Department of Economics
Gargaon College

Criticisms of New Industrial Policy

Date: 08/04/2020

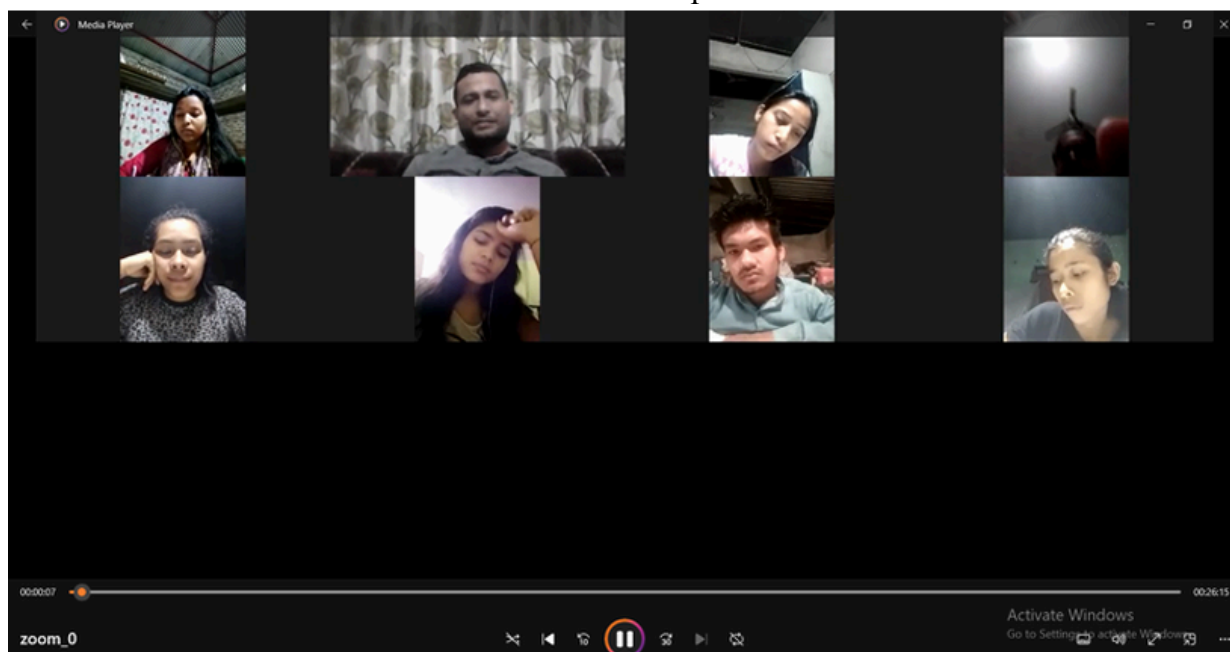
Time: 1:30 pm



Industrial Policy in North-East India

Date: 08/04/2020

Time: 2:30 pm




Head

Department of Economics
Gargaon College

Role of NGOs in Economic Development

Date: 21/04/2020

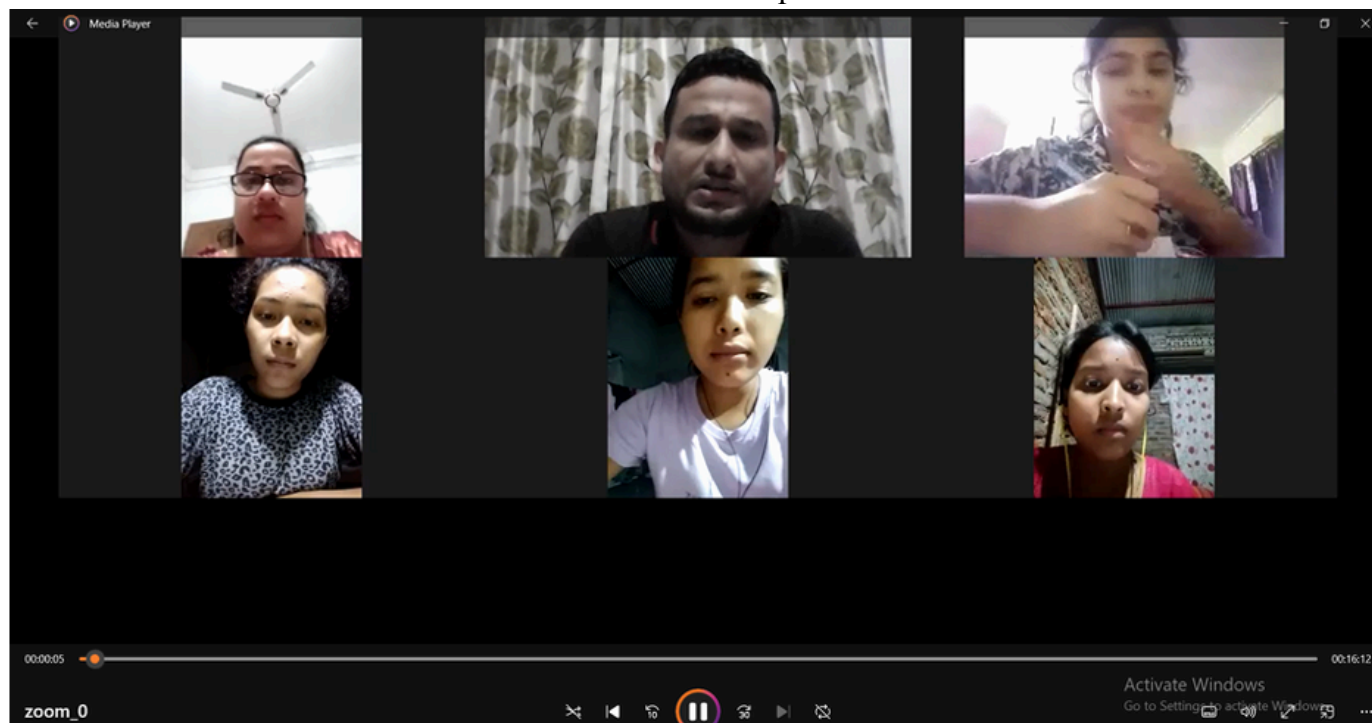
Time: 11:30 pm




Role of NGOs in Economic Development

Date: 22/04/2020

Time: 1:00 pm




Head
Department of Economics
Gargaon College



Status of Human Development in North-East India

Date: 23/04/2020

Time: 9:00 pm

Media Player

hdi ner - Microsoft Excel

Home Insert Page Layout Formulas Data Review View

Clipboard Font Alignment Number Styles Cells

General Conditional Formatting

Normal Neutral Bad Calculation Good Check Cell

Insert Delete Format

M10

	A	B	C	D	E	F	G	H	I	J	K	L	M	N	O	P	Q	R	S	T
1		Assam	Arunachal	Manipur	Meghalaya	Mizoram	Nagaland	Sikkim	Tripura	INDIA										
2	1990	0.41	0.44	0.50	0.46	0.53	0.53	0.54	0.45	0.43										
3	1995	0.45	0.47	0.53	0.47	0.55	0.53	0.55	0.49	0.46										
4	2000	0.49	0.50	0.56	0.48	0.57	0.52	0.55	0.53	0.50										
5	2005	0.53	0.54	0.60	0.53	0.63	0.56	0.59	0.56	0.54										
6	2010	0.57	0.64	0.68	0.62	0.69	0.66	0.63	0.61	0.58										
7	2015	0.60	0.66	0.69	0.65	0.70	0.68	0.69	0.64	0.63										
8	2018	0.61	0.66	0.70	0.66	0.71	0.68	0.72	0.66	0.65										
9																				
10																				
11																				
12																				
13																				
14																				
15																				
16																				
17																				
18																				
19																				
20																				
21																				
22																				
23																				
24																				
25																				
26																				
27																				

00:00:16

00:15:5

Activate Windows

Go to Settings to activate Windows

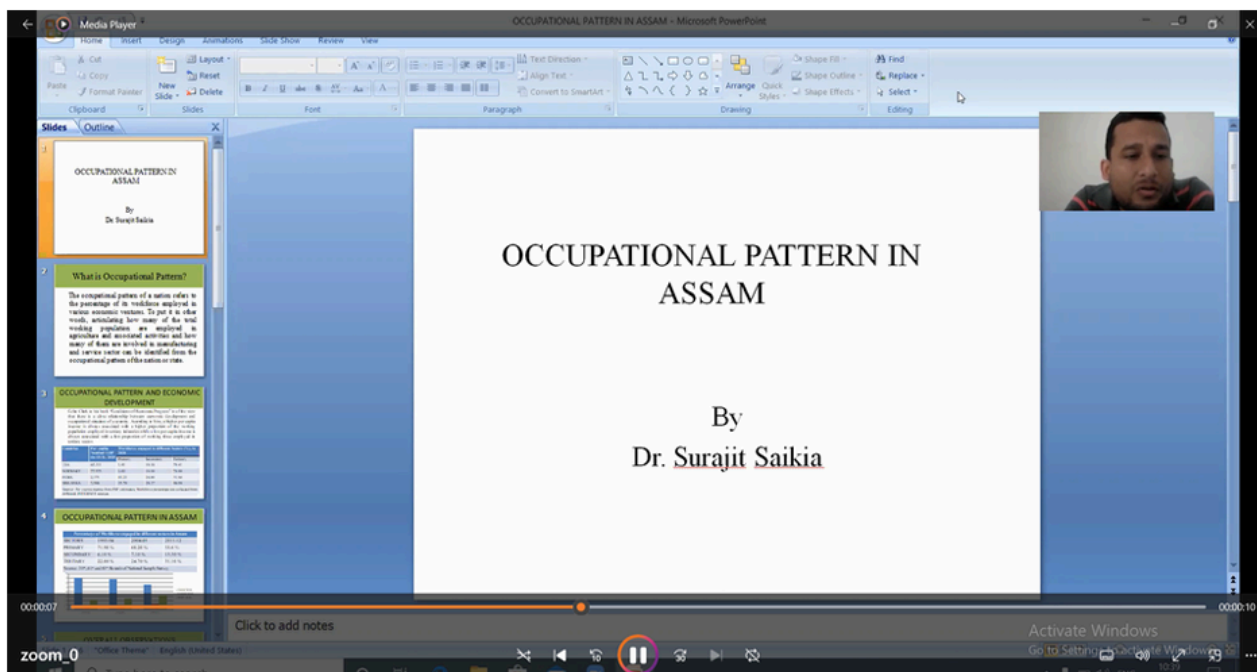
zoom_0

Sheet1 Sheet2 Sheet3 Sheet4 Sheet5 Sheet6 Sheet7

Occupational Pattern in Assam

Date: 01/05/2020

Time: 09:30 am



OCCUPATIONAL PATTERN IN ASSAM

By
Dr. Surajit Saikia

What is Occupational Pattern?

The occupational pattern of a nation refers to the percentage of its population employed in various economic sectors. To put it in other words, indicating the main sector of the total working population are employed. In agriculture and associated activities and the number of those are involved in manufacturing and service sector can be identified from the occupational pattern of a nation or state.

OCCUPATIONAL PATTERN AND ECONOMIC DEVELOPMENT

The main aim of the study is to identify the occupational pattern of Assam and to compare it with the occupational pattern of other states of India. The study also aims to identify the occupational pattern of Assam and to compare it with the occupational pattern of other states of India.

OCCUPATIONAL PATTERN IN ASSAM

The occupational pattern of Assam is characterized by a high percentage of the population employed in agriculture and related activities. This is due to the fact that Assam is a predominantly agricultural state. The percentage of the population employed in agriculture and related activities is around 60-70%.



Head
Department of Economics
Gargaon College



Time: 07:30 pm



Department of Economics
Gargaon College